

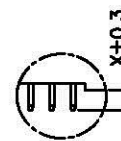
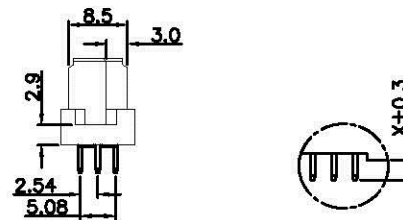
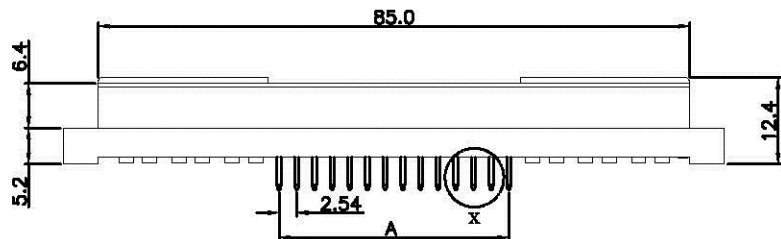
**Material:**

Housing: 30% Glass filled PBT UL94V-0.  
 Contacts: Phosphor Bronze.  
 Coaxial or Power: Cu Alloy.

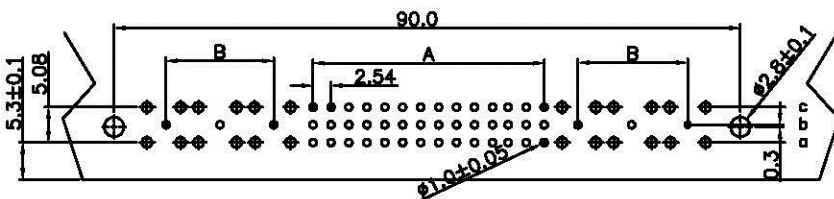
**Electrical Characteristics:**

Current Rating: 2 AMP.  
 Dielectric Withstanding Voltage: AC 1000V For 1 minute.  
 Insulator Resistance: 1000MΩ min. at DC 500V.  
 Contact Resistance: 30mΩ max. at DC 100mA.  
 Operating Temperature: -55°C ~ +105°C .

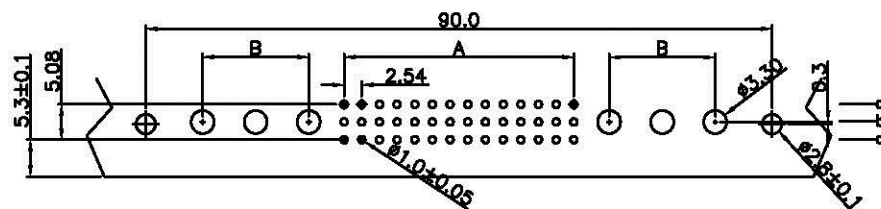
\* **RoHS Compliant**



Dip Type



P.C. Board Layout (Coaxial)



P.C. Board Layout (Power)

UM-SDxx-xx+x-LF

LEADFREE

04: 4.0mm      04+10  
 02: 2.5mm      |  
 13: 13.0mm    78+2  
 17: 17.0mm

RoHS Compliant

Length	1	2	W1	W2
X	4.0	2.5	13	17
Dimension				
A	(2.54 x No of Contact)/3-2.54			
B	(7.62 x No of Coaxial)/2-7.62			
Pitch	Position	Rows with Contacts	Contact Arrange	With Coaxial Or Power
2.54mm	78	a b c		2 Pcs
	60	a b c		4 Pcs
	42	a b c		6 Pcs
	24	a b c		8 Pcs
	6	a b c		10 Pcs
	52	a - c		2 Pcs
	40	a - c		4 Pcs
	28	a - c		6 Pcs
	16	a - c		8 Pcs
	4	a - c		10 Pcs

**All connectors**

www.allconnectors.de  
 Tel.: 0949 711 709503  
 70754 Filderstadt, Germany

info@allconnectors.de  
 Fax: 0949 711 709504  
 Kettnerstr. 25

PART NO. UM-SDxx-xx+x

DWG NO. UM-SDxx-xx+x

FILE NO.

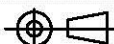
UNIT / mm

SCALE 1:1

CHECKED BY CY

DRAWING BY

PROJECTION



TOLERANCES ARE

.X ± 0.2  
 .XX ±  
 .XXX ±  
 AWG

DESCRIPTION:

AREA

REVISIONS

HK

DATE