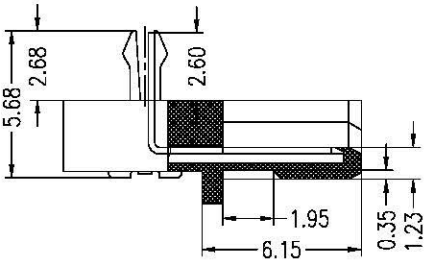
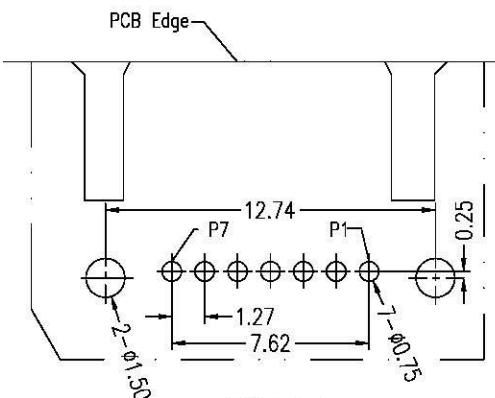


**NOTES:**

- Material:**  
 Housing: LCP+50%G.F, UL 94V-0 Rated.  
 Color: Black.  
 Contact: Phosphor Bronze.  
 Plating: Gold Plating over Nickel on Contact Area.  
 Tin Plating on Solder Tail.  
 Harpoon: Brass.  
 Plating: Tin Plating over Nickel.
- Mechanical:**  
 Insertion Force: 45N Max.  
 Withdrawal Force: 10N Min.  
 Durability: 500 Cycles
- Electrical Specification:**  
 Operation Voltage: 100VAC Max.  
 Current Rating: 1.5 Ampere per Contact.  
 Contact Resistance: 30mΩ Max.  
 Insulation Resistance: 1000MΩ Min.  
 Dielectric Withstanding Voltage: 500 VAC.
- Environmental:**  
 Operating Temperature: -55°C to +85°C



SECT:A-A

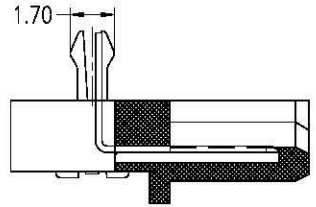
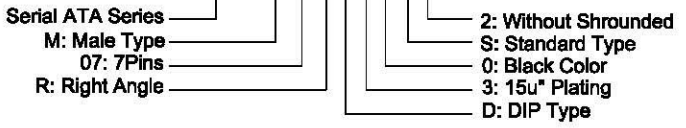


PCB Layout Top View

Signal Segment	
Name	Type
S1	GND
S2	A+
S3	A-
S4	GND
S5	B-
S6	B+
S7	GND

**Part Number:**

**CSAT-M07RD30-S2**



SECT:B-B

A	05/11/09	RELEASED FOR PRODUCTION	
REV	DATE	DESCRIPTION	
UNLESS OTHERWISE SPECIFIED, DIMENSIONS ARE IN MM. TOLERANCES ARE:		 www.allconnectors.de info@allconnectors.de Tel.: 0049 711 7009503 Fax: 0049 711 7009504 20244 Hildesheim, Germany Kottbomstr. 25	
DECIMALS	ANGLES		
X ± .38	± 3°		
.XX ± .25			
.XXX ± .20		APPROVALS DRAWN Chris 05/11/09 CHECKED Cindy 05/11/09 APPV Jason 05/11/09	DESCRIPTION
DO NOT SCALE DRAWING	SHEET 1 OF 1	SCALE NONE	DWG. NO. CSAT-M07-DS4

**Serial ATA 7P Male, Right Angle, DIP, Standard Type, Without Shrouded**

**CSAT-M07-DS4**

REV. A